



# DATA SPECIFICATION (特性要求): (TABLE-1)

ITEM 项目	MEASUREMENTS 测试脚位	CHARACTERISTICS 测试范围	MEASURING CONDITIONS 测试条件 T=20± 3℃;HR(%)=45± 15	REMARK 备注
LS 电感	PIN(1-8)	0.306~0.568mH	F(kHz)=1.0 Ug(V)=0.1	SERIAL MODE 串联模式
LK 漏感	PIN(1-8)	5uH MAX	F(kHz)=20 Ug(V)=0.1 Shorted (2,3,4,)	SERIAL MODE 串联模式
DCR 直流电阻	PIN(1-8)	0.084~0.114Ω		4 WIRES MODE 四线模式
	PIN(2-4)	10.02~13.56Ω		4 WIRES MODE 四线模式
HIPOT 耐压	(1-8)/(2-4)	NO Breakdown 漏电流1.0mA	VAC=1800V /5SEC.	F(Hz) =60
COPLANARITY 共平面度	ALL PINS	0.15mm MAX.		
TR 圈比	PIN(2-3) : PIN(1-8)	11.66~11.90	F (kHz)=20 Ug (V)=0.1	APPLY Ug (2-3) 电压施加于(2-3)
TR 圈比	PIN(3-4) : PIN(1-8)	11.66~11.90	F (kHz)=20 Ug (V)=0.1	APPLY Ug (3-4) 电压施加于(3-4)
PH 相位	REFER TO LAYOUT DIAGRAM FIG-1 参考原理图(FIG-1)			

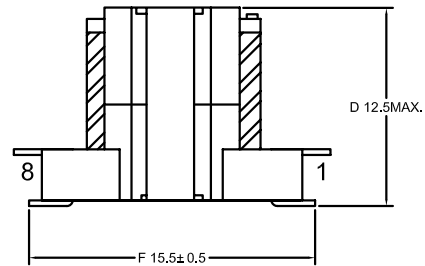
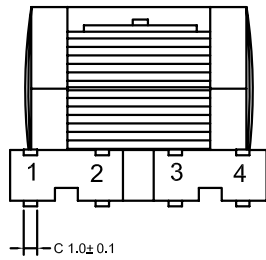
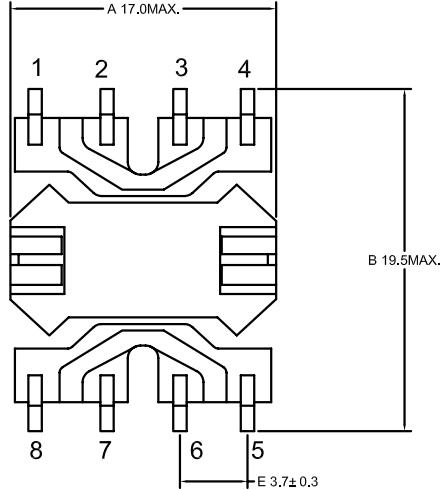
Prepared By ENG:	Date:	<b>TITLE:</b>  <b>TRANSFORMER</b>	CUSTOMER Approved: Date:	MODEL NO.:RM5	
Checked By QA:	Date:			REV.	00
Approved By ENG:	Date:			PAGE 1 OF 3	



OUTLINE DIAGRAM (外观图) :

UNIT : mm

TOLERANCE: .XX:  $\pm 0.76$ ; XXX: $\pm 0.127$



**NOTES:**

1. Assemble the core halves with clamps.  
用铁夹将两磁芯固定.
2. The part's coplanarity measure is less than 0.15mm.  
产品平面度:0.15mm max
3. Bend the anchor pin so the bent segment is level with the pins of the device.(FIG-5)  
将铁夹PIN脚弯成与骨架的PIN脚共面 (FIG-5)
4. YYWWC represents date code(C is Filtran-assigned vender code) (as FIG-4).  
YYWWC表示年月日期代码(C表示FILTRAN指定供应商代码) (FIG-4)
- 5.The product should be according to RoHS  
产品要符合RoHS

Prepared By ENG:	Data:	TITLE :  TRANSFORMER	CUSTOMER	MODELNO.: RM5
Checked By QA :	Data:		Approved:	REV : 00
Approved By ENG :	Date:		Date:	PAGE 2 OF 3



# LAYOUT DIAGRAM 原理图: (FIG-1)

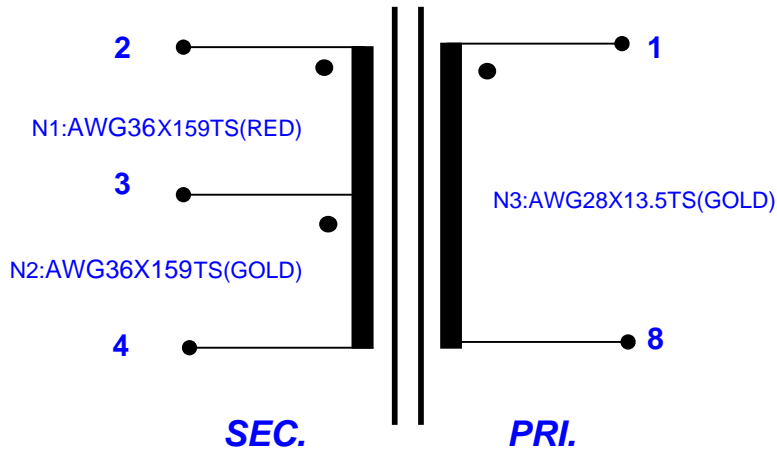


FIG-1

**REMARK:**  
**N1&N2 BIFILAR WINDING AND LIGHTLY TWISTED**

# CROSS SECTION DIAGRAM 剖视图: (FIG-2)

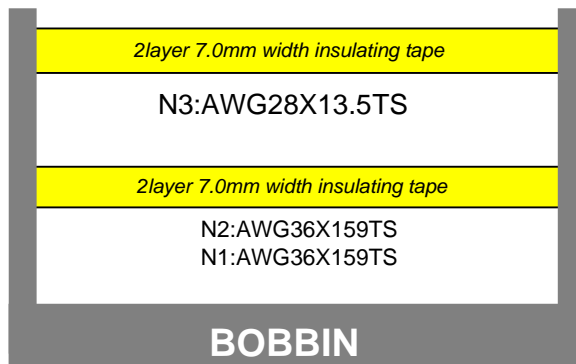


FIG-2

Prepared By ENG:	Date:	<b>TITLE:</b>  <b>TRANSFORMER</b>	CUSTOMER	MODEL NO.:RM5	
Checked By QA:	Date:		Approved:	REV.	00
Approved By ENG:	Date:		Date:	PAGE 3 OF 3	

免责声明  
 Disclaimer

Specifications and appearances may change without notice. All statements, technical information and recommendations herein are based on tests that we believed to be reliable, but the accuracy and completeness are not guaranteed. Before using, user should determine the suitability of the product for its intended use, and the user assumes all risks and liabilities whatsoever in connection therewith. Neither the seller nor the manufacturer shall be liable for any loss or damage, direct, incidental or consequential, including loss of profits or revenues arising from the use or inability to use the product. Any statements or recommendations shall have no effect unless contained in an agreement signed by authorized personnel of the seller and manufacturer.

依美电感保留更改产品资料和外观的最终权利而无需事先通知。如有任何争议，依美电感保留最终决定权。此中文免责条款为英文版本译本，如中、英文两个版本有任何抵触或不相符之处，应以英文版本为准。